



Timelapse Construction Viewer

Crystal-clear imagery of your project from start to finish.



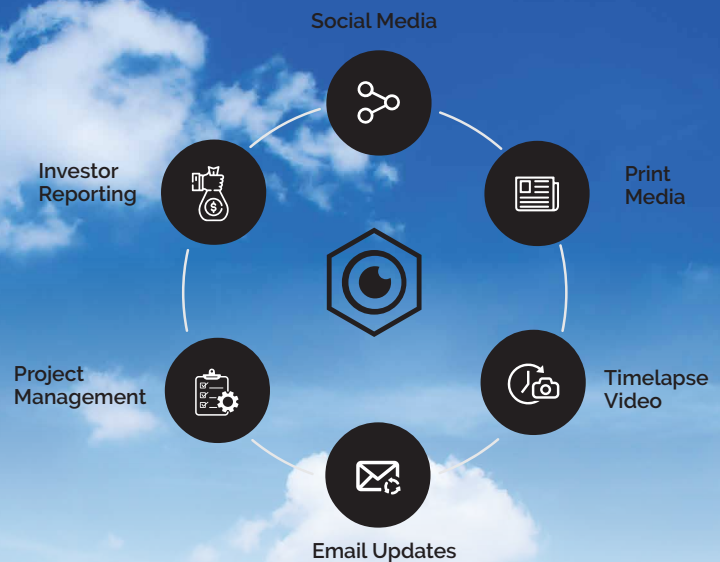
Project Marketing & Comms



Timelapse Video

Construction Management






Helping you to communicate better with your customers, stakeholders and contractors.

Timelapse Construction Viewer is the all-seeing eye-in-the-sky for monitoring and capturing the progress of public works, events and construction projects.

By taking shots of your site at regular intervals, we provide your project management, marketing and communications teams with incomparable photographic imagery and timelapse video that documents your project from a unique perspective.



Use Timelapse Construction Viewer for:

Project management purposes – remote access to your site from anywhere in the world 24/7 that can be viewed by multiple parties, reducing on-site visits and improving safety compliance.

Marketing purposes – creation of engaging materials for both digital and print distribution, while also satisfying investor and other stakeholder expectations.

Case Studies




Client: MAB

Project: Construction of Townhouses, North Melbourne

Deliverables – Daily photographs at 20 minute intervals

Use case: Project Monitoring, Stakeholder updates and timelapse video for project marketing.



Client: Melbourne Water

Project: Moonee Ponds Creek

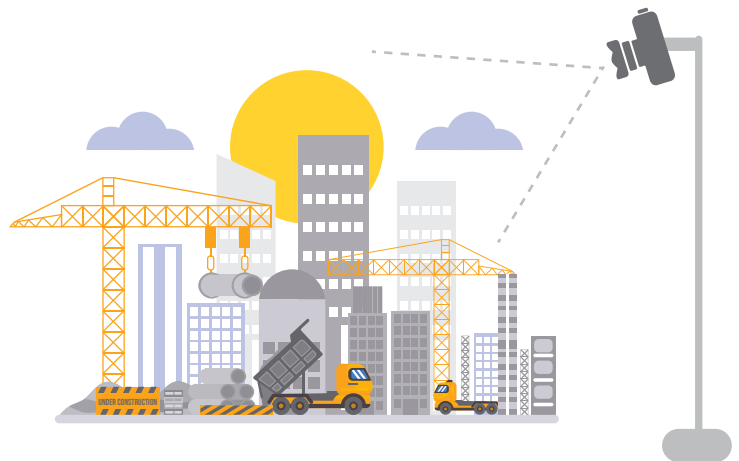
Deliverables – Daily photograph at 10 minute intervals

Use case: Project Monitoring, Stakeholder updates and timelapse video for project marketing.

How it works

State-of-the-art DSLR cameras are installed at your site in secure, weatherproof boxes positioned strategically on stabilisation poles. These cameras take pictures at periodic intervals that are then uploaded to the cloud. This enables you to access high-quality images and timelapse video at any point across the life of your project.

Timelapse Construction Viewer is supported by the skills of our highly experienced and passionate videography team, which means you can draw from our editing and presentation expertise depending on your output requirements.



Next Steps



Discussion

We talk to you to learn about your project and find out the specifics on what you wish to achieve. This discussion will determine our recommendations for number of cameras, positioning and angles.



Site inspection

We look at your site to consider the best location for our cameras. This may involve using a drone to photograph the composition, so you get a better idea of our intentions. We may identify existing structures for mounting our cameras or we may need to design and construct an independent stabilisation structure.



Quote

We provide you with a complete quote incorporating the recommended installation and stabilisation solution, the length of the project and deliverables, the removal of all cameras and equipment at the conclusion of the project, and any extra production you may need.



Installation

We install the system according to our discussions and quote. This installation comes with public liability insurance and usually takes place within 24 hours of approval. All equipment remains our property, so we remove it within 24 hours of project conclusion.



SPOTLIGHT
PRODUCTIONS

About us

We are Spotlight Productions – a video production company with over 15 years' experience. We're based in Melbourne and proudly provide visual communication services to a broad cross-section of clients across different industries. Drawing from our in-house studios, we're equipped to provide a full range of photographic and video production services.